

Scaled data based on original data using
LM-79-08 Approved Method: Electrical and Photometric Measurements of Solid-
State Lighting Products

Test Report Prepared for
Cooper Lighting Solutions
(formerly Eaton)

Brand: McGRAW-EDISON

Report Number: P386159

Luminaire Tested: **GWC-SA1D-740-U-RW**

Issue Date: 3/3/2020

Test Information

Test Method: LM-79-08
Report Number: P386159
TEST IS SCALED FROM IESNA LM-79-08 TEST DATA (G2-1903-205-7)
Test Lab: INNOVATION CENTER
Issue Date: 3/3/2020
Manufacturer: COOPER LIGHTING SOLUTIONS (FORMERLY EATON)
Product Line: MCGRAW-EDISON
Catalog Number: GWC-SA1D-740-U-RW
Description: GALLEON WALL LUMINAIRE
(1) 70 CRI, 4000K, 1200mA LIGHTSQUARE WITH 16 LEDS AND RECTANGULAR WIDE OPTICS
Light Source: -
Ballast/Driver: ELECTRONIC DRIVER

Summary

Lumens per Lamp: N/A
Luminaire Lumens: 8472 lumens
Efficiency: N/A
Efficacy: 126.4 lumens/watt
Luminous Opening: Rectangular (W 0.5' x L: 0.5' x H: 0')
IES Classification: Type III - Short
BUG Rating: B3 - U0 - G3

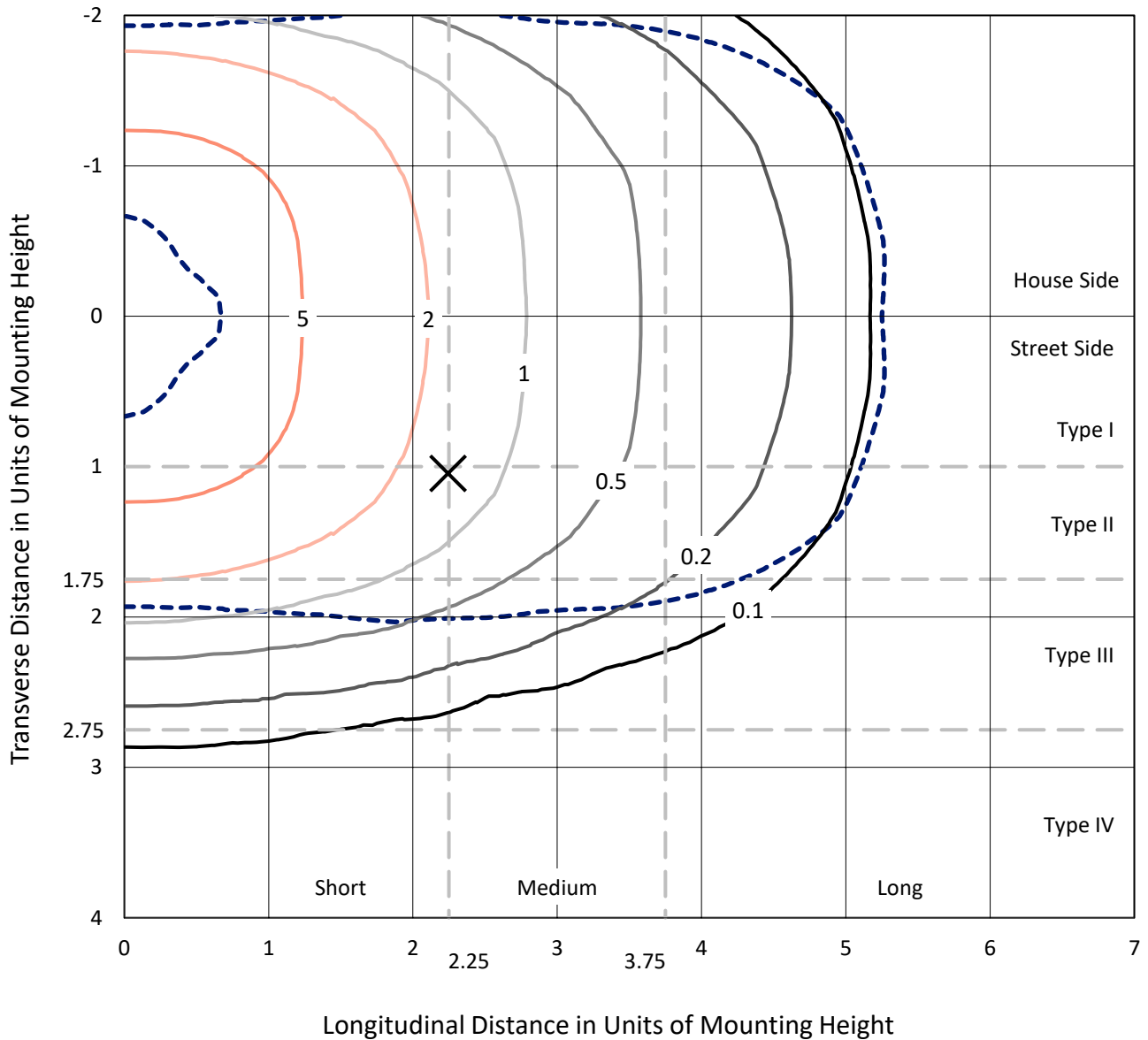
Input Watts (W): 67
Input Voltage (V): NR
Input Current (Ain): NR
Voltage Rise (V): NR
Power Factor: NR
Total Harmonic Distortion (THDi): NR
Frequency (hertz): 60
Stabilization Time: NR
Operation Time: NR
Ambient Temperature (°C): NR
Test Distance: 24 FT



REPORT NUMBER: P386159
 CATALOG NUMBER: GWC-SA1D-740-U-RW

Iso-Footcandle Lines of Horizontal Illumination

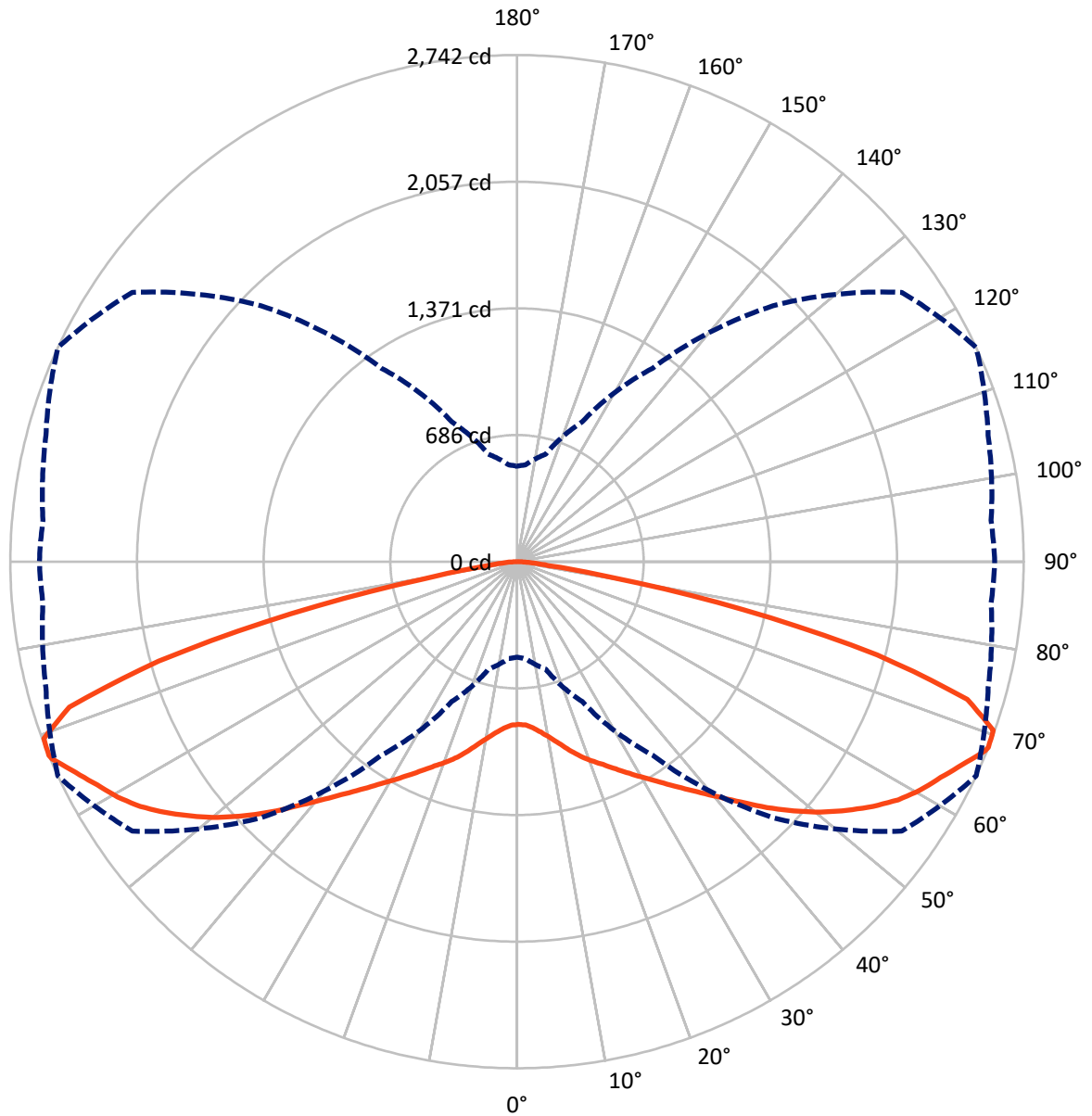
× Max cd
 - - - 1/2 Max cd



Based on 10 foot mounting height. Maximum calculated value = 10 fc
 Type III - Short - N/A

REPORT NUMBER: P386159
CATALOG NUMBER: GWC-SA1D-740-U-RW

Luminous Intensity Polar Plot



— Vertical Plane Through 65-Deg Lateral - - - Horizontal Cone Through 68-Deg Vertical

REPORT NUMBER: P386159

CATALOG NUMBER: GWC-SA1D-740-U-RW

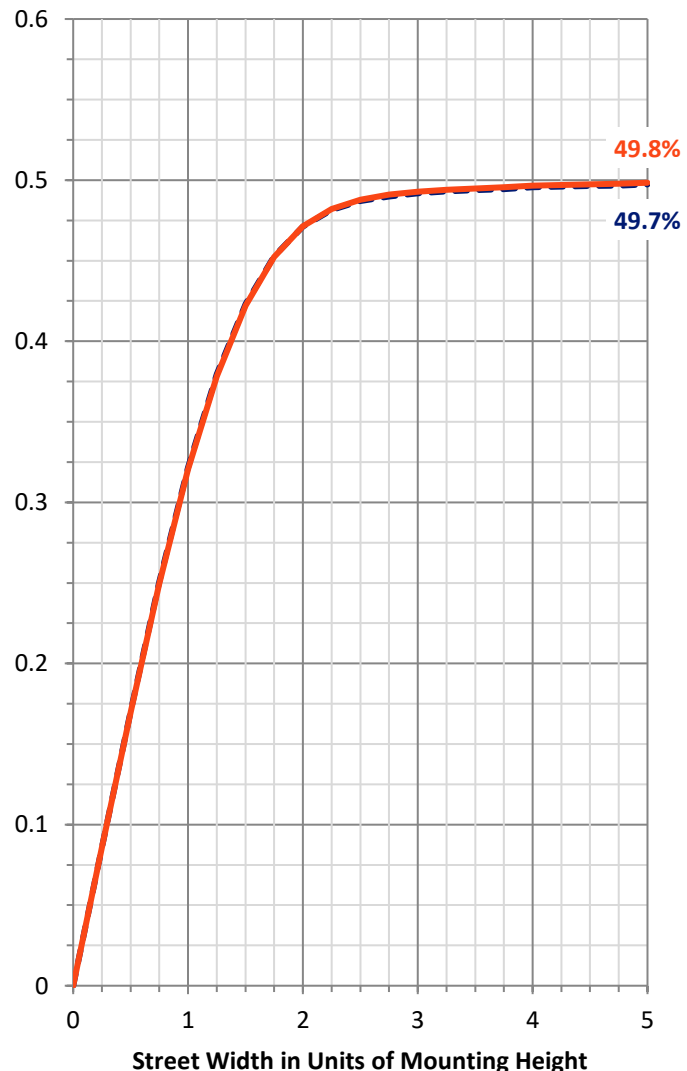
FLUX DISTRIBUTION:

		Downward	Upward	Total
House Side	Lumens	4236.0	0.0	4236.0
	% Fixture	50.0	0.0	50.0
Street Side	Lumens	4236.0	0.0	4236.0
	% Fixture	50.0	0.0	50.0
Total	Lumens	8472.0	0.0	8472.0
	% Fixture	100.0	0.0	100.0

ZONAL LUMENS:

Zone	Lumens	% Fixture
0°-10°	86.2	1.0
10°-20°	288.8	3.4
20°-30°	563.1	6.6
30°-40°	945.9	11.2
40°-50°	1490.4	17.6
50°-60°	1993.2	23.5
60°-70°	1937.6	22.9
70°-80°	1059.2	12.5
80°-90°	107.7	1.3
90°-100°	0.0	0.0
100°-110°	0.0	0.0
110°-120°	0.0	0.0
120°-130°	0.0	0.0
130°-140°	0.0	0.0
140°-150°	0.0	0.0
150°-160°	0.0	0.0
160°-170°	0.0	0.0
170°-180°	0.0	0.0
0°-90°	8472.0	100.0
0°-180°	8472.0	100.0

Coefficient of Utilization



REPORT NUMBER: P386159

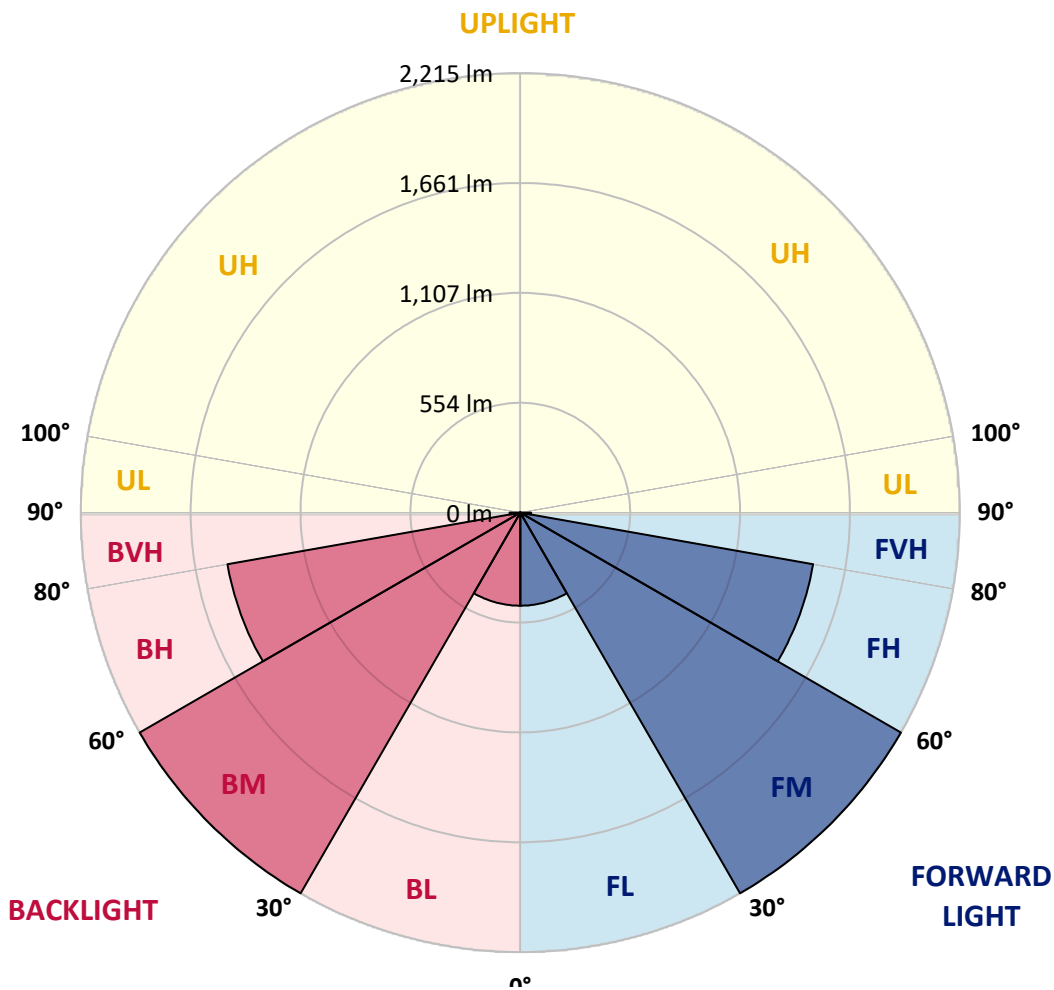
CATALOG NUMBER: GWC-SA1D-740-U-RW

LUMINAIRE CLASSIFICATION SYSTEM LUMEN TABLE AND BUG RATING:

Zone	Lumens	% Fixture	Zone Rating/Lumen Limit		
			B	U	G
FL (0°-30°)	469.0	5.5			
FM (30°-60°)	2214.7	26.1			
FH (60°-80°)	1498.4	17.7			G1/1800
FVH (80°-90°)	53.9	0.6			G1/100
BL (0°-30°)	469.0	5.5	B1/500		
BM (30°-60°)	2214.7	26.1	B2/2500		
BH (60°-80°)	1498.4	17.7	B3/2500		G3/2500
BVH (80°-90°)	53.9	0.6			G1/100
UL (90°-100°)	0.0	0.0		U0/0	
UH (100°-180°)	0.0	0.0		U0/0	

BUG Rating: B3-U0-G3

Type III Short





REPORT NUMBER: P386159
 CATALOG NUMBER: GWC-SA1D-740-U-RW

CANDELA DISTRIBUTION (FULL):

	0°	5°	15°	25°	35°	45°	55°	65°	75°	85°	90°
0°	880.9	880.9	880.9	880.9	880.9	880.9	880.9	880.9	880.9	880.9	880.9
2.5°	874.6	874.9	876.3	878.0	879.5	883.2	884.0	885.4	886.0	887.4	887.4
5°	867.0	867.5	870.9	875.5	880.6	889.7	896.2	903.6	907.3	911.3	911.0
7.5°	866.1	867.5	872.4	879.8	888.3	903.3	917.0	931.7	941.7	950.8	950.2
10°	874.9	877.2	884.0	895.1	907.9	926.6	946.8	966.7	984.0	997.9	998.5
12.5°	888.3	891.1	901.9	918.7	938.0	962.1	986.0	1008.4	1032.3	1053.0	1054.7
15°	905.9	909.6	925.8	950.8	980.3	1009.0	1034.6	1057.6	1085.1	1113.8	1116.7
17.5°	932.0	937.1	958.4	992.2	1031.2	1062.7	1089.4	1106.7	1129.7	1159.3	1164.7
20°	971.8	978.3	1005.3	1045.6	1093.1	1126.0	1146.5	1150.2	1161.5	1188.0	1194.2
22.5°	1023.5	1029.2	1059.3	1107.3	1160.4	1196.2	1207.0	1192.2	1191.1	1212.4	1218.4
25°	1081.2	1086.3	1121.2	1175.2	1232.3	1271.8	1271.5	1242.8	1222.9	1239.4	1245.6
27.5°	1145.9	1153.9	1187.4	1244.2	1305.3	1344.2	1341.9	1297.6	1259.8	1264.1	1269.5
30°	1220.3	1229.2	1261.8	1319.5	1380.6	1418.6	1415.8	1357.3	1300.5	1289.1	1293.1
32.5°	1312.7	1323.2	1354.1	1411.0	1464.9	1499.3	1491.1	1422.0	1349.3	1324.6	1328.3
35°	1423.7	1430.0	1462.7	1518.6	1562.4	1585.9	1568.6	1497.0	1411.2	1381.4	1381.4
37.5°	1536.2	1541.1	1577.7	1632.0	1674.3	1686.8	1653.0	1579.1	1492.2	1449.9	1450.7
40°	1644.2	1657.2	1698.4	1754.1	1795.9	1799.3	1754.4	1672.9	1582.2	1538.5	1543.6
42.5°	1756.9	1769.7	1818.9	1881.9	1918.9	1924.5	1872.0	1778.0	1683.9	1648.4	1654.1
45°	1857.5	1867.7	1924.5	1997.8	2043.9	2058.6	1996.4	1898.4	1793.9	1759.2	1760.6
47.5°	1927.7	1941.0	2003.5	2089.9	2156.9	2179.6	2118.6	2015.7	1902.1	1860.1	1863.8
50°	1991.3	1998.4	2061.8	2156.1	2241.3	2288.2	2235.9	2131.6	2011.5	1966.9	1970.8
52.5°	2026.8	2035.9	2097.3	2195.5	2296.4	2372.0	2340.1	2235.9	2117.1	2073.7	2078.5
55°	2002.1	2008.9	2082.5	2204.4	2330.5	2423.7	2428.5	2337.9	2220.8	2182.8	2196.4
57.5°	1889.6	1898.1	1987.9	2147.5	2334.7	2458.6	2495.0	2432.5	2317.7	2286.7	2294.7
60°	1713.8	1719.2	1814.9	1994.4	2251.8	2473.1	2537.3	2509.7	2412.6	2381.6	2392.4
62.5°	1400.4	1408.4	1522.9	1763.5	2076.5	2430.2	2578.2	2573.6	2500.9	2472.5	2482.2
65°	957.3	971.2	1097.9	1402.1	1806.4	2298.9	2615.4	2648.1	2579.0	2543.2	2556.0
67.5°	578.1	588.3	680.1	925.8	1382.3	2034.2	2577.0	2732.7	2634.1	2576.5	2587.0
68°	516.7	526.1	602.8	835.4	1278.6	1959.5	2542.1	2742.4	2640.1	2575.9	2585.3
70°	312.2	318.4	369.9	516.4	852.5	1554.4	2303.8	2734.4	2678.2	2583.9	2589.3
72.5°	203.4	205.4	213.9	265.0	435.5	869.2	1729.1	2548.1	2735.3	2630.2	2629.3
75°	169.0	167.9	168.7	174.7	214.8	381.2	1010.4	2012.9	2607.4	2557.2	2539.3
77.5°	142.9	142.0	141.7	142.0	143.7	184.1	438.6	1253.9	1995.3	2262.0	2277.9
80°	115.6	114.5	118.2	116.5	111.4	114.5	183.8	521.5	940.5	1011.8	948.2
82.5°	84.1	79.8	95.7	91.2	86.9	80.7	101.4	168.5	224.4	154.0	108.2
85°	64.8	60.2	72.7	69.9	59.7	41.2	60.2	82.4	90.9	52.0	40.9
87.5°	26.4	27.8	52.6	41.5	34.9	19.9	24.7	33.0	44.3	22.2	17.0
90°	0.0	0.0	0.0	0.0	0.0	0.0	0.0	0.0	0.0	0.0	0.0

Signify Classified - Internal
Cooper Lighting Solutions Photometric Lab
1121 Highway 74 South
Peachtree City, GA 30269

Scaled Data Report



Report Generated By 670245982

Signify Classified - Internal
Cooper Lighting Solutions Photometric Lab
1121 Highway 74 South
Peachtree City, GA 30269

Scaled Data Report



Signify Classified - Internal
Cooper Lighting Solutions Photometric Lab
1121 Highway 74 South
Peachtree City, GA 30269

Scaled Data Report



Signify Classified - Internal
Cooper Lighting Solutions Photometric Lab
1121 Highway 74 South
Peachtree City, GA 30269

Scaled Data Report





--- HS — SS

Signify Classified - Internal
Cooper Lighting Solutions Photometric Lab
1121 Highway 74 South
Peachtree City, GA 30269

Scaled Data Report



u

Signify Classified - Internal
Cooper Lighting Solutions Photometric Lab
1121 Highway 74 South
Peachtree City, GA 30269

Scaled Data Report



(END OF REPORT)